




**OSK-Bergallye Pokal 2016 und
Herzog Motorsport
Reisemobile Robert Harrer Bergallyecup 2016
10. Lauf in Gossendorf 16.10.2016**



Offizielles Endergebnis / Official final results

Veranstalter: MSC Gossendorf
Rennleiter: Gerhard Wilfling, Karl Tomaschitz
OSK: Willibald Payer

Streckenlänge: 1273 m
Streckenrekord: Karl Schagerl
00:45.64 2014

Chef der Zeitnehmung: Daut Damarija, Delta timing
Chef der Auswertung: Daut Damarija, Delta timing
Startrichter: Rupert Simon
Technische Leitung: Fritz Friedl & Team
Wetter: sonnig

Sprecher: Sigi Rieger
Rennarzt: Dr. Stefan Rauch
Streckensicherheits: FF-Gossendorf

Liste/List:3-1

Seite/Page:1

Poz. Pos.	S.N. S.N.	D/K D/C	Fahrer Driver	Nat./Bdl. Nat./St.	Bewerber Competitor	Team Club	Fahrzeug Vehicle	1.lauf/run 2.lauf/run 3.lauf/run	Gesamt Total	Rückstand Diff.lead.	Geschwind. Speed
Division IV - Historische Fahrzeuge											
Klasse 10 Historisch bis 1600 ccm											
1.	672	IV/10	Patrick Ulz	A/ST	Patrick Ulz		Alfa Romeo Sud TI	56.100 55.828 55.546	1:51.374		82,30
2.	680	IV/10	Philipp Lernpaß	A/ST	Philipp Lernpaß		VW Derby	1:02.424 1:00.664 59.886	2:00.550	+9.176 +9.176	76,03
3.	675	IV/10	Erwin Mandl	A/ST	Erwin Mandl		NSU TT	1:03.391 1:01.582 1:00.406	2:01.988	+10.614 +1.438	75,14
Klasse 11 Historisch bis 2500 ccm											
1.	631	IV/11	Mario Krenn	A/ST	Mario Krenn		Ford Escort RS 2000	51.552 51.957 51.596	1:43.148		88,86
2.	636	IV/11	August Gratzer	A/ST	August Gratzer		Lancia Beta Montecarlo	55.588 54.679 55.096	1:49.775	+6.627 +6.627	83,49
3.	641	IV/11	Rene Warmuth	A/K	MSC Mühlbach		VW Golf Gti	54.919 56.264 55.451	1:50.370	+7.222 +0.595	83,04
4.	634	IV/11	Franz Brunner	A/OÖ	Franz Brunner		Opel Kadett B	57.131 56.372 56.329	1:52.701	+9.553 +2.331	81,33
5.	635	IV/11	Franz Haidn	A/NÖ	MSRR Neulengbach		BMW 325 IX E30	57.450 56.363 56.668	1:53.031	+9.883 +0.330	81,09
6.	644	IV/11	Thomas Hösl	A/NÖ	Thomas Hösl		BMW 323i	1:01.667 1:00.708 59.382	2:00.090	+16.942 +7.059	76,32
Klasse 12 Historisch über 2500 ccm											
1.	603	IV/12	Gerald Glinzner	A/K	Historic Racing Team		Porsche 911 Carrera	50.849 50.847 51.618	1:41.696		90,13
2.	606	IV/12	Reinhard Sonnleitner	A/NÖ	Reinhard Sonnleitner		VW Rallygolf G60	53.562 52.236 52.438	1:44.674	+2.978 +2.978	87,56
3.	605	IV/12	Herbert Neubauer	A/B	Herbert Neubauer		Lancia Delta Integrale	54.572 53.806 54.669	1:48.378	+6.682 +3.704	84,57
Division I - N inkl.R1 und HN											
Klasse 1 bis 2000 ccm											
1.	501	I/1	Helmut Harrer	A/ST	Helmut Harrer		Honda Civic Type R	54.336 54.900 55.158	1:49.236		83,91
2.	503	I/1	Wolfgang Schutting	A/ST	Wolfgang Schutting		Renault Clio Willians	55.314 55.516 55.870	1:50.830	+1.594 +1.594	82,70
3.	509	I/1	Patrick Flechl	A/ST	Patrick Flechl		Opel Astra GSI	56.683 56.365 56.327	1:52.692	+3.456 +1.862	81,33
Klasse 2 über 2000 ccm											
1.	404	I/2	Peter Prohardt	A/ST	Peter Prohardt		Mitsubishi Lancer EVO 9	50.528 49.225 49.302	1:38.527		93,03


Datum/Date:16.10.2016

Zeit/Time:17:30:37





**OSK-Bergrallye Pokal 2016 und
Herzog Motorsport
Reisemobile Robert Harrer Bergrallyecup 2016
10. Lauf in Gossendorf 16.10.2016**



Offizielles Endergebnis / Official final results

Liste/List3-1

Seite/Page 2

Poz. Pos.	S.N. S.N.	D/K D/C	Fahrer Driver	Nat./Bdl. Nat./St.	Bewerber Competitor	Team Club	Fahrzeug Vehicle	1.lauf/run 2.lauf/run 3.lauf/run	Gesamt Total	Rückstand Diff.lead.	Geschwind. Speed
Division II - A, HA inkl. WRC											
Klasse 4 über 2000 ccm											
1.	211	II/4	Reinhold Taus	A/ST	Reinhold Taus		Subaru Impreza WRX STI	49.588 50.184 49.845	1:39.433		92,18
2.	210	II/4	Roland Hartl	A/W	Roland Hartl		Mitsubishi EVO 6	51.750 50.790 50.314	1:41.104	+1.671 +1.671	90,66
3.	209	II/4	Andreas Perhofer	A/ST	Andreas Perhofer		Subaru Impreza WRX STI	51.097 51.515 50.983	1:42.080	+2.647 +0.976	89,79
4.	207	II/4	Wolfram Sommer	A/ST	Wolfram Sommer		Mitsubishi Lancer EVO 7	53.335 51.603 51.564	1:43.167	+3.734 +1.087	88,84
5.	302	II/4	Patrick Lorensen	A/ST	Patrick Lorensen		Citroen Xsara	1:01.140 53.684 53.296	1:46.980	+7.547 +3.813	85,68
6.	303	II/4	Thomas Lickel	A/ST	Thomas Lickel		OPEL Kadett GSI	55.352 55.332 55.868	1:50.684	+11.251 +3.704	82,81
Division III - E1/OSK,H/OSK											
Klasse 6 bis 1600 ccm											
1.	131	III/6	Manuel Michalko	A/NÖ	Manuel Michalko		Citroen Saxo RP4	47.953 47.728 48.005	1:35.681		95,79
2.	132	III/6	Andreas Krammer	A/ST	Andreas Krammer		Alfa Romeo 33	51.508 50.509 50.234	1:40.743	+5.062 +5.062	90,98
3.	133	III/6	Manuel Blasl	A/ST	Manuel Blasl		VW Golf 17	52.029 51.964 51.898	1:43.862	+8.181 +3.119	88,25
4.	135	III/6	Gregor Hutter	A/ST	Gregor Hutter		Alfa Romeo 145	55.200 57.462 54.424	1:49.624	+13.943 +5.762	83,61
5.	150	III/6	Josef Rabel	A/ST	Josef Rabel		Audi 80	58.833 59.980 59.392	1:58.225	+22.544 +8.601	77,53
Klasse 7 bis 2000 ccm											
1.	61	III/7	Andreas Marko	A/ST	Andreas Marko		Audi A4 Quattro STW	47.307 47.144 47.353	1:34.451		97,04
2.	65	III/7	Michael Wels	A/ST	Michael Wels		Scirocco 16V	Ausgefallen 48.866 48.685	1:37.551	+3.100 +3.100	93,96
3.	63	III/7	Michael Emsenhuber	A/NÖ	Michael Emsenhuber		VW Corrado 16V	49.606 49.144 48.499	1:37.643	+3.192 +0.092	93,87
4.	62	III/7	Hermann Blasl	A/OÖ	Hermann Blasl		Opel C-Kadett 16 V	48.869 49.211 Ausgefallen	1:38.080	+3.629 +0.437	93,45
5.	95	III/7	Michael Auer	A/ST	Michael Auer		VW Scirocco	50.506 50.354 50.256	1:40.610	+6.159 +2.530	91,10
6.	70	III/7	Patrick Mayer	A/NÖ	Patrick Mayer		VW Golf 16V	49.465 52.074 Nicht gestartet	1:41.539	+7.088 +0.929	90,27
7.	69	III/7	Manfred Majkovski	A/ST	Manfred Majkovski		Renault Megane Coupe	52.107 51.778 51.120	1:42.898	+8.447 +1.359	89,07
8.	75	III/7	Markus Müllner	A/NÖ	Markus Müllner		VW Golf 1 GTI 16 V	51.920 51.448 52.011	1:43.368	+8.917 +0.470	88,67
9.	87	III/7	Rene Panzenböck	A/NÖ	Rene Panzenböck		Renault Clio	51.858 51.634 1:19.840	1:43.492	+9.041 +0.124	88,56
10.	96	III/7	Stefan Datzreiter	A/NÖ	Stefan Datzreiter		VW Polo Kit Car	52.337 51.791 51.755	1:43.546	+9.095 +0.054	88,52
11.	68	III/7	Werner Jud	A/ST	Werner Jud		VW Golf2	54.828 53.834 53.514	1:47.348	+12.897 +3.802	85,38

Datum/Date:16.10.2016


Zeit/Time:17:30:37



- Generalimporteur -



**OSK-Bergrallye Pokal 2016 und
Herzog Motorsport
Reisemobile Robert Harrer Bergrallyecup 2016
10. Lauf in Gossendorf 16.10.2016**



Offizielles Endergebnis / Official final results

Liste/List3-1

Seite/Page:3

Poz. Pos.	S.N. S.N.	D/K D/C	Fahrer Driver	Nat./Bd. Nat./St.	Bewerber Competitor	Team Club	Fahrzeug Vehicle	1.lauf/run 2.lauf/run 3.lauf/run	Gesamt Total	Rückstand Diff.lead.	Geschwind. Speed
12.	97	III/7	Harald Daurer	A/NÖ	Harald Daurer		VW Golf 1 GTI	54.596 55.182 54.590	1:49.186	+14.735 +1.838	83,94
13.	89	III/7	Martin Povoden	A/ST	Martin Povoden		Renault Megane	58.712 56.787 56.905	1:53.692	+19.241 +4.506	80,62
14.	83	III/7	Beate Steiner	A/NÖ	Beate Steiner		Seat Ibiza	58.529 57.778 1:31.122	1:56.307	+21.856 +2.615	78,81
15.	93	III/7	Patrick Wendolsky	A/OÖ	Patrick Wendolsky		VW Golf I	52.781 1:49.993 1:15.504	2:08.285	+33.834 +11.978	71,45
Klasse 8 über 2000 ccm Zweirad											
1.	31	III/8	Rupert Schwaiger	A/ST	Rupert Schwaiger		Porsche 911 3,5 Bi-Turbo	46.088 45.739 45.687	1:31.426		100,25
2.	34	III/8	Manfred Platzer	A/ST	Manfred Platzer		BMW 320 M3	49.034 49.490 49.482	1:38.516	+7.090 +7.090	93,04
3.	32	III/8	Karl Heinz Binder	A/ST	Karl Heinz Binder		Ford Sierra RS 500	50.902 56.854 49.322	1:40.224	+8.798 +1.708	91,45
4.	37	III/8	Thomas Weberhofer	A/ST	Thomas Weberhofer		Lotus Omega 3.6 Bi-Turbo	50.736 50.347 50.651	1:40.998	+9.572 +0.774	90,75
5.	43	III/8	Gerhard Moser	A/NÖ	Gerhard Moser		VW Polo G40	54.827 51.803 51.979	1:43.782	+12.356 +2.784	88,32
6.	39	III/8	Andreas Müllner	A/NÖ	Andreas Müllner		BMW E36 M3	51.849 52.716 52.065	1:43.914	+12.488 +0.132	88,20
7.	35	III/8	Karl Heinz Schauerpl	A/ST	Karl Heinz Schauerpl		VW Käfer	56.269 55.866 55.421	1:51.287	+19.861 +7.373	82,36
8.	42	III/8	Dominik Wallner	A/ST	Dominik Wallner		BMW E30	58.447 57.412 57.083	1:54.495	+23.069 +3.208	80,05
9.	41	III/8	Daniel Sailer	A/ST	Daniel Sailer		BMW E30	1:01.908 1:02.249 1:00.818	2:02.726	+31.300 +8.231	74,68
Klasse 9 über 2000 ccm Allrad											
1.	5	III/9	Markus Binder	A/ST	Markus Binder		Ford Cosworth	46.340 46.288 Nicht gestartet	1:32.628		98,95
2.	2	III/9	Felix Pailer	A/ST	Felix Pailer		Lancia Delta Integrale	46.083 46.596 47.201	1:32.679	+0.051 +0.051	98,90
3.	7	III/9	Thomas Holzmann	A/ST	Thomas Holzmann		Mitsubishi EVO 6 VLN	1:10.019 46.112 47.354	1:33.466	+0.838 +0.787	98,06
4.	6	III/9	Stefan Wiedenhofer	A/ST	Stefan Wiedenhofer		Mitsubishi Mirage R5 WRT	47.290 46.977 Aus	1:34.267	+1.639 +0.801	97,23
5.	4	III/9	Werner Karl	A/ST	Werner Karl		Audi S2R Quattro	47.374 47.116 49.303	1:34.490	+1.862 +0.223	97,00
6.	13	III/9	Kemal Hasic	A/OÖ	Kemal Hasic		Subaru Impreza STI	49.705 49.980 Ausgefallen	1:39.685	+7.057 +5.195	91,95
7.	12	III/9	Stefan Promok	A/S	Stefan Promok		Mitsubishi EVO VIII	53.177 51.734 52.071	1:43.805	+11.177 +4.120	88,30


Datum/Date:16.10.2016

Zeit/Time:17:30:37





**OSK-Bergallye Pokal 2016 und
Herzog Motorsport
Reisemobile Robert Harrer Bergallyecup 2016
10. Lauf in Gossendorf 16.10.2016**



Offizielles Endergebnis / Official final results DIV I-IV

Veranstalter: MSC Gossendorf
Rennleiter: Gerhard Wilfling, Karl Tomaschitz
OSK: Willibald Payer

Streckenlänge: 1273 m
Streckenrekord: Karl Schagerl
00:45.64 2014

Chef der Zeitnehmung: Daut Damarija, Delta timing
Chef der Auswertung: Daut Damarija, Delta timing
Startrichter: Rupert Simon
Technische Leitung: Fritz Friedl & Team
Wetter: sonnig

Sprecher: Sigi Rieger
Rennarzt: Dr. Stefan Rauch
Streckensicherheits: FF-Gossendorf

Liste/List:3-2

Seite/Page:1

Poz. Pos.	S.N. S.N.	D/K D/C	Fahrer Driver	Nat./Bdl. Nat./St.	Bewerber Competitor	Team Club	Fahrzeug Vehicle	1.lauf/run 2.lauf/run 3.lauf/run	Gesamt Total	Rückstand Diff.lead.	Geschwind. Speed
Division I - N inkl.R1 und HN											
1.	404	I/2	Peter Prohardt	A/ST	Peter Prohardt		Mitsubishi Lancer EVO 9	50.528 49.225 49.302	1:38.527		93,03
2.	501	I/1	Helmut Harrer	A/ST	Helmut Harrer		Honda Civic Type R	54.336 54.900 55.158	1:49.236	+10.709 +10.709	83,91
3.	503	I/1	Wolfgang Schutting	A/ST	Wolfgang Schutting		Renault Clio Willians	55.314 55.516 55.870	1:50.830	+12.303 +1.594	82,70
4.	509	I/1	Patrick Flechl	A/ST	Patrick Flechl		Opel Astra GSI	56.683 56.365 56.327	1:52.692	+14.165 +1.862	81,33
Division II - A, HA inkl. WRC											
1.	211	II/4	Reinhold Taus	A/ST	Reinhold Taus		Subaru Impreza WRX STI	49.588 50.184 49.845	1:39.433		92,18
2.	210	II/4	Roland Hartl	A/W	Roland Hartl		Mitsubishi EVO 6	51.750 50.790 50.314	1:41.104	+1.671 +1.671	90,66
3.	209	II/4	Andreas Perhofer	A/ST	Andreas Perhofer		Subaru Impreza WRX STI	51.097 51.515 50.983	1:42.080	+2.647 +0.976	89,79
4.	207	II/4	Wolfram Sommer	A/ST	Wolfram Sommer		Mitsubishi Lancer EVO 7	53.335 51.603 51.564	1:43.167	+3.734 +1.087	88,84
5.	302	II/4	Patrick Lorenser	A/ST	Patrick Lorenser		Citroen Xsara	1:01.140 53.684 53.296	1:46.980	+7.547 +3.813	85,68
6.	303	II/4	Thomas Lickel	A/ST	Thomas Lickel		OPEL Kadett GSI	55.352 55.332 55.888	1:50.684	+11.251 +3.704	82,81
Division III - E1/OSK,H/OSK											
1.	31	III/8	Rupert Schwaiger	A/ST	Rupert Schwaiger		Porsche 911 3,5 Bi-Turbo	46.088 45.739 45.687	1:31.426		100,25
2.	5	III/9	Markus Binder	A/ST	Markus Binder		Ford Cosworth	46.340 46.288 Nicht gestartet	1:32.628	+1.202 +1.202	98,95
3.	2	III/9	Felix Pailer	A/ST	Felix Pailer		Lancia Delta Integrale	46.083 46.596 47.201	1:32.679	+1.253 +0.051	98,90
4.	7	III/9	Thomas Holzmann	A/ST	Thomas Holzmann		Mitsubishi EVO 6 VLN	1:10.019 46.112 47.354	1:33.466	+2.040 +0.787	98,06
5.	6	III/9	Stefan Wiedenhofer	A/ST	Stefan Wiedenhofer		Mitsubishi Mirage R5 WRT	47.290 46.977 Aus	1:34.267	+2.841 +0.801	97,23
6.	61	III/7	Andreas Marko	A/ST	Andreas Marko		Audi A4 Quattro STW	47.307 47.144 47.353	1:34.451	+3.025 +0.184	97,04
7.	4	III/9	Werner Karl	A/ST	Werner Karl		Audi S2R Quattro	47.374 47.116 49.303	1:34.490	+3.064 +0.039	97,00


Datum/Date:16.10.2016

Zeit/Time:17:33:00





**OSK-Bergrallye Pokal 2016 und
Herzog Motorsport
Reisemobile Robert Harrer Bergrallyecup 2016
10. Lauf in Gossendorf 16.10.2016**



Offizielles Endergebnis / Official final results DIV I-IV

Liste/List:3-2

Seite/Page:2

Poz. Pos.	S.N. S.N.	D/K D/C	Fahrer Driver	Nat./Bdl. Nat./St.	Bewerber Competitor	Team Club	Fahrzeug Vehicle	1.lauf/run 2.lauf/run 3.lauf/run	Gesamt Total	Rückstand Diff.lead.	Geschwind. Speed
8.	131	III/6	Manuel Michalko	A/NÖ	Manuel Michalko		Citroen Saxo RP4	47.953 47.728 48.005	1:35.681	+4.255 +1.191	95,79
9.	65	III/7	Michael Wels	A/ST	Michael Wels		Scirocco 16V	Ausgefallen 48.866 48.685	1:37.551	+6.125 +1.870	93,96
10.	63	III/7	Michael Emsenhuber	A/NÖ	Michael Emsenhuber		VW Corrado 16V	49.606 49.144 48.499	1:37.643	+6.217 +0.092	93,87
11.	62	III/7	Hermann Blasl	A/OÖ	Hermann Blasl		Opel C-Kadett 16 V	48.869 49.211 Ausgefallen	1:38.080	+6.654 +0.437	93,45
12.	34	III/8	Manfred Platzer	A/ST	Manfred Platzer		BMW 320 M3	49.034 49.490 49.482	1:38.516	+7.090 +0.436	93,04
13.	13	III/9	Kemal Hasic	A/OÖ	Kemal Hasic		Subaru Impreza STI	49.705 49.980 Ausgefallen	1:39.685	+8.259 +1.169	91,95
14.	32	III/8	Karl Heinz Binder	A/ST	Karl Heinz Binder		Ford Sierra RS 500	50.902 56.854 49.322	1:40.224	+8.798 +0.539	91,45
15.	95	III/7	Michael Auer	A/ST	Michael Auer		VW Scirocco	50.506 50.354 50.256	1:40.610	+9.184 +0.386	91,10
16.	132	III/6	Andreas Krammer	A/ST	Andreas Krammer		Alfa Romeo 33	51.508 50.509 50.234	1:40.743	+9.317 +0.133	90,98
17.	37	III/8	Thomas Weberhofer	A/ST	Thomas Weberhofer		Lotus Omega 3.6 Bi-Turbo	50.736 50.347 50.651	1:40.998	+9.572 +0.255	90,75
18.	70	III/7	Patrick Mayer	A/NÖ	Patrick Mayer		VW Golf 16V	49.465 52.074 Nicht gestartet	1:41.539	+10.113 +0.541	90,27
19.	69	III/7	Manfred Majkovski	A/ST	Manfred Majkovski		Renault Megane Coupe	52.107 51.778 51.120	1:42.898	+11.472 +1.359	89,07
20.	75	III/7	Markus Müllner	A/NÖ	Markus Müllner		VW Golf 1 GTI 16 V	51.920 51.448 52.011	1:43.368	+11.942 +0.470	88,67
21.	87	III/7	Rene Panzenböck	A/NÖ	Rene Panzenböck		Renault Clio	51.858 51.634 1:19.640	1:43.492	+12.066 +0.124	88,56
22.	96	III/7	Stefan Datzreiter	A/NÖ	Stefan Datzreiter		VW Polo Kit Car	52.337 51.791 51.755	1:43.546	+12.120 +0.054	88,52
23.	43	III/8	Gerhard Moser	A/NÖ	Gerhard Moser		VW Polo G40	54.827 51.803 51.979	1:43.782	+12.356 +0.236	88,32
24.	12	III/9	Stefan Promok	A/S	Stefan Promok		Mitsubishi EVO VIII	53.177 51.734 52.071	1:43.805	+12.379 +0.023	88,30
25.	133	III/6	Manuel Blasl	A/ST	Manuel Blasl		VW Golf 17	52.029 51.964 51.898	1:43.862	+12.436 +0.057	88,25
26.	39	III/8	Andreas Müllner	A/NÖ	Andreas Müllner		BMW E36 M3	51.849 52.716 52.065	1:43.914	+12.488 +0.052	88,20
27.	68	III/7	Werner Jud	A/ST	Werner Jud		VW Golf2	54.828 53.834 53.514	1:47.348	+15.922 +3.434	85,38
28.	97	III/7	Harald Daurer	A/NÖ	Harald Daurer		VW Golf 1 GTI	54.596 55.182 54.590	1:49.186	+17.760 +1.838	83,94
29.	135	III/6	Gregor Hutter	A/ST	Gregor Hutter		Alfa Romeo 145	55.200 57.462 54.424	1:49.624	+18.198 +0.438	83,61
30.	35	III/8	Karl Heinz Schauerl	A/ST	Karl Heinz Schauerl		VW Käfer	56.269 55.866 55.421	1:51.287	+19.861 +1.663	82,36
31.	89	III/7	Martin Povoden	A/ST	Martin Povoden		Renault Megane	58.712 56.787 56.905	1:53.692	+22.266 +2.405	80,62
32.	42	III/8	Dominik Wallner	A/ST	Dominik Wallner		BMW E30	58.447 57.412 57.083	1:54.495	+23.069 +0.803	80,05

Datum/Date:16.10.2016

Zeit/Time:17:33:00



OSK-Bergrallye Pokal 2016 und
Herzog Motorsport
Reisemobile Robert Harrer Bergrallyecup 2016
10. Lauf in Gossendorf 16.10.2016



Offizielles Endergebnis / Official final results DIV I-IV

Liste/List:3-2

Seite/Page:3

Poz. Pos.	S.N. S.N.	D/K D/C	Fahrer Driver	Nat./Bdl. Nat./St.	Bewerber Competitor	Team Club	Fahrzeug Vehicle	1.lauf/run 2.lauf/run 3.lauf/run	Gesamt Total	Rückstand Diff.lead.	Geschwind. Speed
33.	83	III/7	Beate Steiner	A/NÖ	Beate Steiner		Seat Ibiza	58.529 57.778 1:31.122	1:56.307	+24.881 +1.812	78,81
34.	150	III/6	Josef Rabel	A/ST	Josef Rabel		Audi 80	58.833 59.980 59.392	1:58.225	+26.799 +1.918	77,53
35.	41	III/8	Daniel Sailer	A/ST	Daniel Sailer		BMW E30	1:01.908 1:02.249 1:00.818	2:02.726	+31.300 +4.501	74,68
36.	93	III/7	Patrick Wendolsky	A/OÖ	Patrick Wendolsky		VW Golf I	52.781 1:49.993 1:15.504	2:08.285	+36.859 +5.559	71,45
Division IV - Historische Fahrzeuge											
1.	603	IV/12	Gerald Glinzner	A/K	Historic Racing Team		Porsche 911 Carrera	50.849 50.847 51.618	1:41.696		90,13
2.	631	IV/11	Mario Krenn	A/ST	Mario Krenn		Ford Escort RS 2000	51.552 51.957 51.596	1:43.148	+1.452 +1.452	88,86
3.	606	IV/12	Reinhard Sonnleitner	A/NÖ	Reinhard Sonnleitner		VW Rallygolf G60	53.562 52.236 52.438	1:44.674	+2.978 +1.526	87,56
4.	605	IV/12	Herbert Neubauer	A/B	Herbert Neubauer		Lancia Delta Integrale	54.572 53.806 54.669	1:48.378	+6.682 +3.704	84,57
5.	636	IV/11	August Gratzer	A/ST	August Gratzer		Lancia Beta Montecarlo	55.588 54.679 55.096	1:49.775	+8.079 +1.397	83,49
6.	641	IV/11	Rene Warmuth	A/K	MSC Mühlbach		VW Golf Gti	54.919 56.264 55.451	1:50.370	+8.674 +0.595	83,04
7.	672	IV/10	Patrick Ulz	A/ST	Patrick Ulz		Alfa Romeo Sud TI	56.100 55.828 55.546	1:51.374	+9.678 +1.004	82,30
8.	634	IV/11	Franz Brunner	A/OÖ	Franz Brunner		Opel Kadett B	57.131 56.372 56.329	1:52.701	+11.005 +1.327	81,33
9.	635	IV/11	Franz Haidn	A/NÖ	MSRR Neulengbach		BMW 325 IX E30	57.450 56.363 56.668	1:53.031	+11.335 +0.330	81,09
10.	644	IV/11	Thomas Hösl	A/NÖ	Thomas Hösl		BMW 323i	1:01.667 1:00.708 59.382	2:00.090	+18.394 +7.059	76,32
11.	680	IV/10	Philipp Lernpaß	A/ST	Philipp Lernpaß		VW Derby	1:02.424 1:00.664 59.886	2:00.550	+18.854 +0.460	76,03
12.	675	IV/10	Erwin Mandl	A/ST	Erwin Mandl		NSU TT	1:03.391 1:01.582 1:00.406	2:01.988	+20.292 +1.438	75,14


Datum/Date:16.10.2016

Zeit/Time:17:33:00





**OSK-Bergallye Pokal 2016 und
Herzog Motorsport
Reisemobile Robert Harrer Bergallyecup 2016
10. Lauf in Gossendorf 16.10.2016**



Offizielles Endergebnis / Official final results K15

Veranstalter: MSC Gossendorf
Rennleiter: Gerhard Wilfling, Karl Tomaschitz
OSK: Willibald Payer

Streckenlänge: 1273 m
Streckenrekord: Karl Schagerl
00:45.64 2014

Chef der Zeitnehmung: Daut Damarija, Delta timing
Chef der Auswertung: Daut Damarija, Delta timing
Startrichter: Rupert Simon
Technische Leitung: Fritz Friedl & Team
Wetter: sonnig

Sprecher: Sigi Rieger
Rennarzt: Dr. Stefan Rauch
Streckensicherheits: FF-Gossendorf

Liste/List:3-3

Seite/Page:1

Poz. Pos.	S.N. S.N.	D/K D/C	Fahrer Driver	Nat./Bd. Nat./St.	Bewerber Competitor	Team Club	Fahrzeug Vehicle	1.lauf/run 2.lauf/run 3.lauf/run	Gesamt Total	Rückstand Diff.lead.	Geschwind. Speed
1.	904	VII/15	Werner Ettl	A/ST	Werner Ettl		Porsche Caymen	1:34.552 1:34.856 1:34.530	0.022		
2.	906	VII/15	Helmut Heuberger	A/ST	Helmut Heuberger		Porsche 911 SCR	1:38.385 1:37.400 1:38.474	0.089	+0.067 +0.067	
3.	913	VII/15	Reinhard Neumeister	A/ST	Reinhard Neumeister		Porsche 911/991 S Carrera	1:32.278 1:32.509 1:32.605	0.096	+0.074 +0.007	
4.	920	VII/15	Harald Obereigner	A/OÖ	Harald Obereigner		Lancia Delta Integrale	1:37.982 1:36.140 1:35.975	0.165	+0.143 +0.069	
5.	903	VII/15	Otmar Kröger	A/ST	Otmar Kröger		Peugeot GTI	1:42.440 1:42.631 1:41.498	0.191	+0.169 +0.026	
6.	908	VII/15	Franz Gottmann	A/ST	Franz Gottmann		Porsche 911 GT3	1:32.074 Ausgefallen 1:31.741	0.333	+0.311 +0.142	
7.	910	VII/15	Johann Schrei	A/ST	Johann Schrei		Porsche 996	1:34.492 1:37.760 1:34.825	0.333	+0.311	
8.	907	VII/15	Karl Heinz Prath	A/ST	Karl Heinz Prath		Porsche Cayman	1:36.161 1:34.304 1:34.902	0.598	+0.576 +0.265	


Datum/Date:16.10.2016

Zeit/Time:17:34:17





**OSK-Berg rallye Pokal 2016 und
Herzog Motorsport
Reisemobile Robert Harrer Berg rallyecup 2016
10. Lauf in Gossendorf 16.10.2016**



**Offizielles Endergebnis / Official final results
RENNLAUF GESAMT / RACE CHART**

Veranstalter: MSC Gossendorf
Rennleiter: Gerhard Wilfling, Karl Tomaschitz
OSK: Willibald Payer

Streckenlänge: 1273 m
Streckenrekord: Karl Schagerl
00:45.64 2014

Chef der Zeitnehmung: Daut Damarija, Delta timing
Chef der Auswertung: Daut Damarija, Delta timing
Startrichter: Rupert Simon
Technische Leitung: Fritz Friedl & Team
Wetter: sonnig

Sprecher: Sigi Rieger
Rennarzt: Dr. Stefan Rauch
Streckensicherheits: FF-Gossendorf

Liste/List:3-4

Seite/Page:1

Poz. Pos.	S.N. D/K Nat./Bdl.	Fahrer/Driver Fahrzeug/Vehicle Bewerber/Competitor Team/Club	1.training/Poz. 2.training/Poz. 3.training/Poz.	Geschwind.	1.lauf/Poz. 2.lauf/Poz. 3.lauf/Poz.	Geschwind.	Zeit Rückstand Rück.vor. Geschwind.
1.	31 III/8 1/1 A/ST	Rupert Schwaiger Porsche 911 3,5 Bi-Turbo Rupert Schwaiger	49.184/3 47.101/1	93,18 97,30	46.088/2 45.739/1 45.687/1	99,44 100,19 100,31	1:31.426 100,25
2.	5 III/9 2/1 A/ST	Markus Binder Ford Cosworth Markus Binder	57.562/37 48.480/7	79,62 94,53	46.340/3 46.288/3 Nicht gestartet/Not started	98,90 99,01	1:32.628 +1.202 +1.202 98,95
3.	2 III/9 3/2 A/ST	Felix Pailer Lancia Delta Integrale Felix Pailer	49.223/4 47.339/2	93,10 96,81	46.083/1 46.596/4 47.201/2	99,45 98,35 97,09	1:32.679 +1.253 +0.051 98,90
4.	7 III/9 4/3 A/ST	Thomas Holzmann Mitsubishi EVO 6 VLN Thomas Holzmann	49.569/5 47.340/3	92,45 96,81	1:10.019/57 46.112/2 47.354/4	65,45 99,38 96,78	1:33.466 +2.040 +0.787 98,06
5.	6 III/9 5/4 A/ST	Stefan Wiedenhofer Mitsubishi Mirage R5 WRT Stefan Wiedenhofer	48.563/1 47.365/4	94,37 96,75	47.290/4 46.977/5 Aus/Off Road	96,91 97,55	1:34.267 +2.841 +0.801 97,23
6.	61 III/7 6/1 A/ST	Andreas Marko Audi A4 Quattro STW Andreas Marko	48.889/2 48.147/5	93,74 95,18	47.307/5 47.144/7 47.353/3	96,87 97,21 96,78	1:34.451 +3.025 +0.184 97,04
7.	4 III/9 7/5 A/ST	Werner Karl Audi S2R Quattro Werner Karl	50.763/6 48.166/6	90,28 95,15	47.374/6 47.116/6 49.303/9	96,74 97,27 92,95	1:34.490 +3.064 +0.039 97,00
8.	131 III/6 8/1 A/NÖ	Manuel Michalko Citroen Saxo RP4 Manuel Michalko	51.035/7 49.037/8	89,80 93,46	47.953/7 47.728/8 48.005/5	95,57 96,02 95,47	1:35.681 +4.255 +1.191 95,79
9.	65 III/7 9/2 A/ST	Michael Wels Scirocco 16V Michael Wels	52.311/12 50.104/10	87,61 91,47	Ausgefallen/Retired 48.866/9 48.685/7	93,78 94,13	1:37.551 +6.125 +1.870 93,96
10.	63 III/7 10/3 A/NÖ	Michael Emsenhuber VW Corrado 16V Michael Emsenhuber	51.148/8 49.732/9	89,60 92,15	49.606/12 49.144/10 48.499/6	92,38 93,25 94,49	1:37.643 +6.217 +0.092 93,87

Datum/Date:16.10.2016


Zeit/Time:17:36:19



- Generalimporteur -



**OSK-Bergrallye Pokal 2016 und
Herzog Motorsport
Reisemobile Robert Harrer Bergrallyecup 2016
10. Lauf in Gossendorf 16.10.2016**



**Offizielles Endergebnis / Official final results
RENNSLAUF GESAMT / RACE CHART**

Liste/List3-4

Seite/Page:2

Poz. Pos.	S.N. D/K Nat./Bdl.	Fahrer/Driver Fahrzeug/Vehicle Bewerber/Competitor Team/Club	1.training/Poz.		Geschwind.	1.lauf/Poz.		Zeit Rückstand Rück.vor. Geschwind.
			2.training/Poz.	3.training/Poz.		2.lauf/Poz.	3.lauf/Poz.	
11.	62 III/7 11/4 A/OÖ	Hermann Blasl Opel C-Kadett 16 V Hermann Blasl	53.698/15 51.023/15		85,34 89,82	48.869/8 49.211/11 Ausgefallen/Retired	93,78 93,13	1:38.080 +6.654 +0.437 93,45
12.	34 III/8 12/2 A/ST	Manfred Platzer BMW 320 M3 Manfred Platzer	51.391/9 50.849/14		89,18 90,13	49.034/9 49.490/13 49.482/11	93,46 92,60 92,62	1:38.516 +7.090 +0.436 93,04
13.	404 I/2 1/1 A/ST	Peter Prohardt Mitsubishi Lancer EVO 9 Peter Prohardt	54.476/23 51.617/18		84,13 88,78	50.528/15 49.225/12 49.302/8	90,70 93,10 92,95	1:38.527 +7.101 +0.011 93,03
14.	211 II/4 1/1 A/ST	Reinhold Taus Subaru Impreza WRX STI Reinhold Taus	53.775/16 50.711/12		85,22 90,37	49.588/11 50.184/15 49.845/12	92,42 91,32 91,94	1:39.433 +8.007 +0.906 92,18
15.	13 III/9 13/6 A/OÖ	Kemal Hasic Subaru Impreza STI Kemal Hasic	51.790/10 50.771/13		88,49 90,26	49.705/13 49.980/14 Ausgefallen/Retired	92,20 91,69	1:39.685 +8.259 +0.252 91,95
16.	32 III/8 14/3 A/ST	Karl Heinz Binder Ford Sierra RS 500 Karl Heinz Binder	54.552/24 51.403/16		84,01 89,15	50.902/18 56.854/49 49.322/10	90,03 80,61 92,92	1:40.224 +8.798 +0.539 91,45
17.	95 III/7 15/5 A/ST	Miichael Auer VW Scirocco Miichael Auer	53.818/17 51.566/17		85,15 88,87	50.506/14 50.354/17 50.256/14	90,74 91,01 91,19	1:40.610 +9.184 +0.386 91,10
18.	132 III/6 16/2 A/ST	Andreas Krammer Alfa Romeo 33 Andreas Krammer	54.628/27 52.018/19		83,89 88,10	51.508/20 50.509/18 50.234/13	88,97 90,73 91,23	1:40.743 +9.317 +0.133 90,98
19.	37 III/8 17/4 A/ST	Thomas Weberhofer Lotus Omega 3.6 Bi-Turbo Thomas Weberhofer	54.564/25 52.296/21		83,99 87,63	50.736/16 50.347/16 50.651/16	90,33 91,02 90,48	1:40.998 +9.572 +0.255 90,75
20.	210 II/4 2/2 A/W	Roland Hartl Mitsubishi EVO 6 Roland Hartl	54.733/28 54.386/33		83,73 84,26	51.750/22 50.790/19 50.314/15	88,56 90,23 91,08	1:41.104 +9.678 +0.106 90,66
21.	70 III/7 18/6 A/NÖ	Patrick Mayer VW Golf 16V Patrick Mayer	51.792/11 50.536/11		88,48 90,68	49.465/10 52.074/31 Nicht gestartet/Not started	92,65 88,01	1:41.539 +10.113 +0.435 90,27
22.	603 IV/12 1/1 A/K	Gerald Glinzner Porsche 911 Carrera Historic Racing Team	53.963/18 56.727/42		84,92 80,79	50.849/17 50.847/20 51.618/21	90,13 90,13 88,78	1:41.696 +10.270 +0.157 90,13


Datum/Date:16.10.2016

Zeit/Time:17:36:19





OSK-Bergrallye Pokal 2016 und
Herzog Motorsport
Reisemobile Robert Harrer Bergrallyecup 2016
10. Lauf in Gossendorf 16.10.2016



Offizielles Endergebnis / Official final results
RENBLAUF GESAMT / RACE CHART

Liste/List3-4

Seite/Page:3

Poz. Pos.	S.N. D/K Nat./Bdl.	Fahrer/Driver Fahrzeug/Vehicle Bewerber/Competitor Team/Club	1.training/Poz.		Geschwind.	1.lauf/Poz.		Geschwind.	Zeit Rückstand Rück.vor. Geschwind.
			2.training/Poz.	3.training/Poz.		2.lauf/Poz.	3.lauf/Poz.		
23.	209 II/4 3/3 A/ST	Andreas Perhofer Subaru Impreza WRX STI Andreas Perhofer	54.167/22 53.687/30		84,61 85,36	51.097/19 51.515/22 50.983/17	89,69 88,96 89,89	1:42.080 +10.654 +0.384 89,79	
24.	69 III/7 19/7 A/ST	Manfred Majkovski Renault Megane Coupe Manfred Majkovski	52.774/13 52.217/20		86,84 87,76	52.107/27 51.778/26 51.120/18	87,95 88,51 89,65	1:42.898 +11.472 +0.818 89,07	
25.	631 IV/11 2/1 A/ST	Mario Krenn Ford Escort RS 2000 Mario Krenn	54.032/20 52.617/23		84,82 87,10	51.552/21 51.957/29 51.596/20	88,90 88,20 88,82	1:43.148 +11.722 +0.250 88,86	
26.	207 II/4 4/4 A/ST	Wolfram Sommer Mitsubishi Lancer EVO 7 Wolfram Sommer	1:04.670/55 53.061/28		70,86 86,37	53.335/31 51.603/23 51.564/19	85,92 88,81 88,88	1:43.167 +11.741 +0.019 88,84	
27.	75 III/7 20/8 A/NÖ	Markus Müllner VW Golf 1 GTI 16 V Markus Müllner	53.345/14 52.621/24		85,91 87,09	51.920/25 51.448/21 52.011/25	88,27 89,08 88,11	1:43.368 +11.942 +0.201 88,67	
28.	87 III/7 21/9 A/NÖ	Rene Panzenböck Renault Clio Rene Panzenböck	54.050/21 53.242/29		84,79 86,07	51.858/24 51.634/24 1:19.640/52	88,37 88,76 57,54	1:43.492 +12.066 +0.124 88,56	
29.	96 III/7 22/10 A/NÖ	Stefan Datzreiter VW Polo Kit Car Stefan Datzreiter	58.342/42 54.369/32		78,55 84,29	52.337/28 51.791/27 51.755/22	87,56 88,49 88,55	1:43.546 +12.120 +0.054 88,52	
30.	43 III/8 23/5 A/NÖ	Gerhard Moser VW Polo G40 Gerhard Moser	56.228/31 54.886/34		81,50 83,50	54.827/36 51.803/28 51.979/24	83,59 88,47 88,17	1:43.782 +12.356 +0.236 88,32	
31.	12 III/9 24/7 A/S	Stefan Promok Mitsubishi EVO VIII Stefan Promok	55.494/30 52.485/22		82,58 87,32	53.177/30 51.734/25 52.071/27	86,18 88,58 88,01	1:43.805 +12.379 +0.023 88,30	
32.	133 III/6 25/3 A/ST	Manuel Blasl VW Golf 17 Manuel Blasl	54.919/29 52.872/27		83,45 86,68	52.029/26 51.964/30 51.898/23	88,08 88,19 88,30	1:43.862 +12.436 +0.057 88,25	
33.	39 III/8 26/6 A/NÖ	Andreas Müllner BMW E36 M3 Andreas Müllner	53.967/19 52.750/25		84,92 86,88	51.849/23 52.716/33 52.065/26	88,39 86,93 88,02	1:43.914 +12.488 +0.052 88,20	
34.	606 IV/12 3/2 A/NÖ	Reinhard Sonnleitner VW Rallygolf G60 Reinhard Sonnleitner	54.586/26 52.865/26		83,96 86,69	53.562/32 52.236/32 52.438/28	85,56 87,73 87,39	1:44.674 +13.248 +0.760 87,56	


Datum/Date:16.10.2016

Zeit/Time:17:36:19





OSK-Bergrallye Pokal 2016 und
Herzog Motorsport
Reisemobile Robert Harrer Bergrallyecup 2016
10. Lauf in Gossendorf 16.10.2016



Offizielles Endergebnis / Official final results
RENNSLAUF GESAMT / RACE CHART

Liste/List3-4

Seite/Page:4

Poz. Pos.	S.N. D/K Nat./Bdl.	Fahrer/Driver Fahrzeug/Vehicle Bewerber/Competitor Team/Club	1.training/Poz.		Geschwind.	1.lauf/Poz.		Geschwind.	Zeit Rückstand Rück.vor. Geschwind.
			2.training/Poz.	3.training/Poz.		2.lauf/Poz.	3.lauf/Poz.		
35.	302 II/4 5/5 A/ST	Patrick Lorensen Citroen Xsara Patrick Lorensen	56.927/33 54.907/35		80,50 83,46	1:01.140/52 53.684/34 53.296/29	74,96 85,37 85,99	1:46.980 +15.554 +2.306 85,68	
36.	68 III/7 27/11 A/ST	Werner Jud VW Golf2 Werner Jud	56.252/32 54.282/31		81,47 84,43	54.828/37 53.834/36 53.514/30	83,59 85,13 85,64	1:47.348 +15.922 +0.368 85,38	
37.	605 IV/12 4/3 A/B	Herbert Neubauer Lancia Delta Integrale Herbert Neubauer	57.127/35 55.091/36		80,22 83,19	54.572/34 53.806/35 54.669/33	83,98 85,17 83,83	1:48.378 +16.952 +1.030 84,57	
38.	97 III/7 28/12 A/NÖ	Harald Daurer VW Golf 1 GTI Harald Daurer	57.091/34 55.948/39		80,27 81,91	54.596/35 55.182/39 54.590/32	83,94 83,05 83,95	1:49.186 +17.760 +0.808 83,94	
39.	501 I/1 2/1 A/ST	Helmut Harrer Honda Civic Type R Helmut Harrer	57.282/36 55.262/37		80,00 82,93	54.336/33 54.900/38 55.158/35	84,34 83,48 83,08	1:49.236 +17.810 +0.050 83,91	
40.	135 III/6 29/4 A/ST	Gregor Hutter Alfa Romeo 145 Gregor Hutter	57.703/38 55.750/38		79,42 82,20	55.200/39 57.462/51 54.424/31	83,02 79,75 84,21	1:49.624 +18.198 +0.388 83,61	
41.	636 IV/11 5/2 A/ST	August Gratzer Lancia Beta Montecarlo August Gratzer	57.859/39 56.353/40		79,21 81,32	55.588/42 54.679/37 55.096/34	82,44 83,81 83,18	1:49.775 +18.349 +0.151 83,49	
42.	641 IV/11 6/3 A/K	Rene Warmuth VW Golf Gti MSC Mühlbach	58.225/41 56.900/43		78,71 80,54	54.919/38 56.264/44 55.451/37	83,45 81,45 82,65	1:50.370 +18.944 +0.595 83,04	
43.	303 II/4 6/6 A/ST	Thomas Lickel OPEL Kadett GSi Thomas Lickel	59.660/46 57.090/44		76,82 80,27	55.352/41 55.332/40 55.868/39	82,79 82,82 82,03	1:50.684 +19.258 +0.314 82,81	
44.	503 I/1 3/2 A/ST	Wolfgang Schutting Renault Clio Williams Wolfgang Schutting	58.986/43 56.716/41		77,69 80,80	55.314/40 55.516/41 55.870/40	82,85 82,55 82,03	1:50.830 +19.404 +0.146 82,70	
45.	35 III/8 30/7 A/ST	Karl Heinz Schauerl VW Käfer Karl Heinz Schauerl	1:01.800/52 58.115/47		74,16 78,86	56.269/44 55.866/43 55.421/36	81,44 82,03 82,69	1:51.287 +19.861 +0.457 82,36	
46.	672 IV/10 7/1 A/ST	Patrick Ulz Alfa Romeo Sud TI Patrick Ulz	59.268/45 57.713/46		77,32 79,41	56.100/43 55.828/42 55.546/38	81,69 82,09 82,50	1:51.374 +19.948 +0.087 82,30	

Datum/Date:16.10.2016

Zeit/Time:17:36:19





OSK-Bergrallye Pokal 2016 und
Herzog Motorsport
Reisemobile Robert Harrer Bergrallyecup 2016
10. Lauf in Gossendorf 16.10.2016



Offizielles Endergebnis / Official final results
RENnLAUF GESAMT / RACE CHART

Liste/List3-4

Seite/Page:5

Poz. Pos.	S.N. D/K Nat./Bdl.	Fahrer/Driver Fahrzeug/Vehicle Bewerber/Competitor Team/Club	1.training/Poz.		Geschwind.	1.lauf/Poz.		Geschwind.	Zeit Rückstand Rück.vor. Geschwind.
			2.training/Poz.	3.training/Poz.		2.lauf/Poz.	3.lauf/Poz.		
47.	509 I/1 4/3 A/ST	Patrick Flechl Opel Astra GSI Patrick Flechl	1:01.185/50 57.407/45		74,90 79,83	56.683/45 56.365/46 56.327/41	80,85 81,31 81,36	1:52.692 +21.266 +1.318 81,33	
48.	634 IV/11 8/4 A/OÖ	Franz Brunner Opel Kadett B Franz Brunner	1:00.060/47 58.649/49		76,30 78,14	57.131/46 56.372/47 56.329/42	80,22 81,30 81,36	1:52.701 +21.275 +0.009 81,33	
49.	635 IV/11 9/5 A/NÖ	Franz Haidn BMW 325 IX E30 MSRR Neulengbach	59.022/44 58.829/51		77,65 77,90	57.450/47 56.363/45 56.668/43	79,77 81,31 80,87	1:53.031 +21.605 +0.330 81,09	
50.	89 III/7 31/13 A/ST	Martin Povoden Renault Megane Martin Povoden	1:00.507/48 58.424/48		75,74 78,44	58.712/50 56.787/48 56.905/44	78,06 80,70 80,53	1:53.692 +22.266 +0.661 80,62	
51.	42 III/8 32/8 A/ST	Dominik Wallner BMW E30 Dominik Wallner	1:01.187/51 58.715/50		74,90 78,05	58.447/48 57.412/50 57.083/45	78,41 79,82 80,28	1:54.495 +23.069 +0.803 80,05	
52.	83 III/7 33/14 A/NÖ	Beate Steiner Seat Ibiza Beate Steiner	1:01.101/49 59.345/52		75,00 77,22	58.529/49 57.778/52 1:31.122/53	78,30 79,32 50,29	1:56.307 +24.881 +1.812 78,81	
53.	150 III/6 34/5 A/ST	Josef Rabel Audi 80 Josef Rabel	1:02.742/53 1:01.523/53		73,04 74,49	58.833/51 59.980/53 59.392/47	77,90 76,41 77,16	1:58.225 +26.799 +1.918 77,53	
54.	644 IV/11 10/6 A/NÖ	Thomas Hösl BMW 323i Thomas Hösl	1:06.305/56 1:03.584/56		69,12 72,07	1:01.667/53 1:00.708/55 59.382/46	74,32 75,49 77,17	2:00.090 +28.664 +1.865 76,32	
55.	680 IV/10 11/2 A/ST	Philipp Lernpaß VW Derby Philipp Lernpaß	1:08.463/58 1:05.324/57		66,94 70,15	1:02.424/55 1:00.664/54 59.886/48	73,41 75,54 76,53	2:00.550 +29.124 +0.460 76,03	
56.	675 IV/10 12/3 A/ST	Erwin Mandl NSU TT Erwin Mandl	1:07.288/57 1:06.123/58		68,11 69,31	1:03.391/56 1:01.582/56 1:00.406/49	72,29 74,42 75,87	2:01.988 +30.562 +1.438 75,14	
57.	41 III/8 35/9 A/ST	Daniel Sailer BMW E30 Daniel Sailer	1:04.208/54 1:03.091/55		71,37 72,64	1:01.908/54 1:02.249/57 1:00.818/50	74,03 73,62 75,35	2:02.726 +31.300 +0.738 74,68	
58.	93 III/7 36/15 A/OÖ	Patrick Wendolsky VW Golf I Patrick Wendolsky	57.886/40 1:01.529/54		79,17 74,48	52.781/29 1:49.993/58 1:15.504/51	86,83 41,66 60,70	2:08.285 +36.859 +5.559 71,45	

Datum/Date:16.10.2016

Zeit/Time:17:36:19

